

Minimum suggested foundations
(see site)

750x750x750mm poured concrete pads
under each wheel for level base






[optional: 1200x1200x300mm poured
concrete raft under steps for level entry]

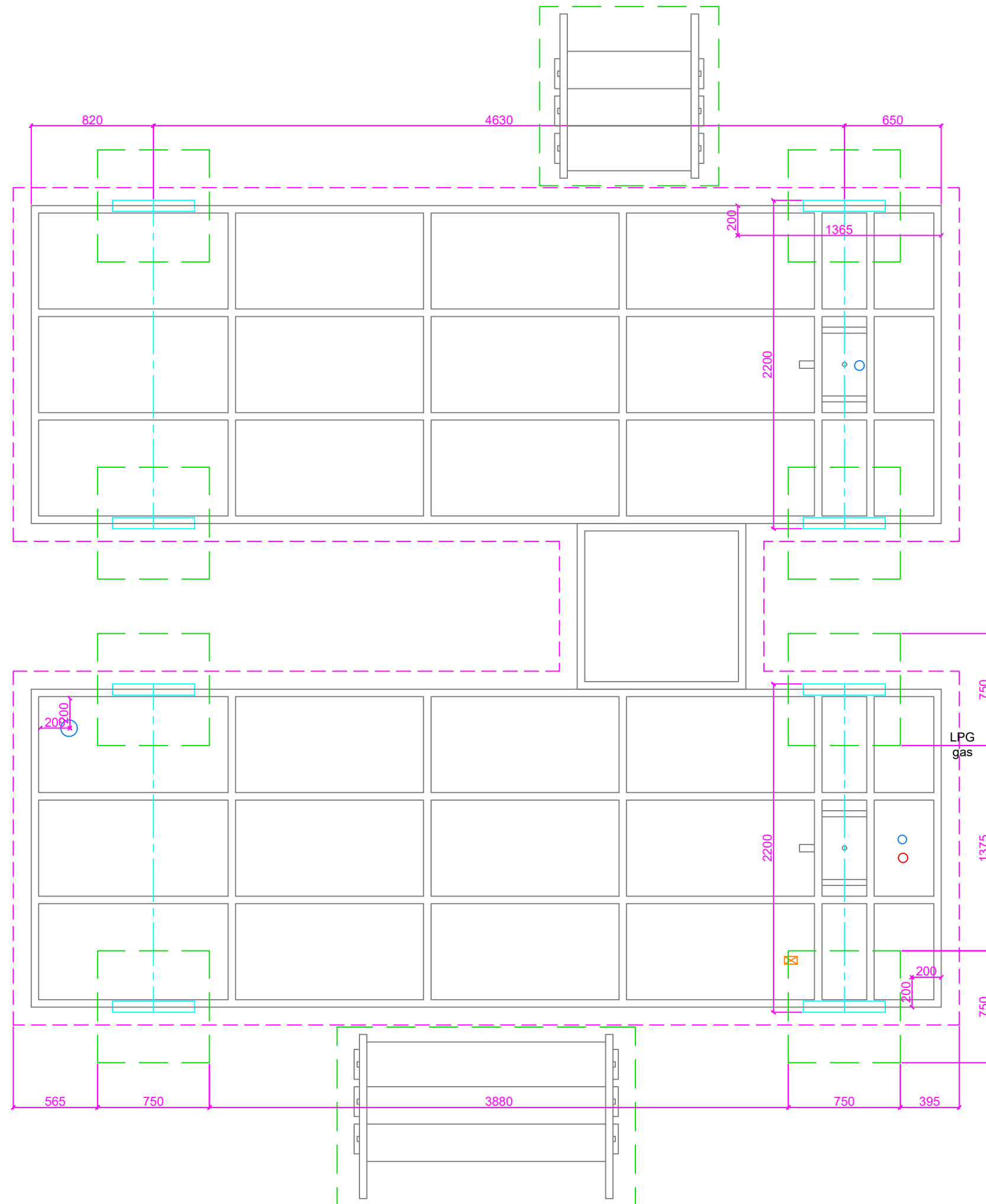
Minimum suggested foundations
(see site)

750x750x750mm poured concrete pads
under each wheel for level base

[optional: 2000x1200x300mm poured
concrete raft under steps for level entry]

Key

-  32 amp commando socket
-  110mm waste pipe
-  40mm waste pipe
-  Water mains in
-  suggested pad foundation



Drawing notes

Site visit must be carried out
before works begin to ensure
access for delivery

Site visit must be carried out prior
to delivery to ensure ground work
has been completed

Client name & address

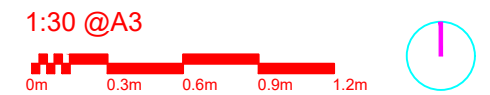
Client name
Address line 1
Address line 2

Drawing title

20ft B&B Gemini Hut
Ground detail

Revision	Issue date
-	dd/mm/yy

Legend



Contact

0117 986 9685
Greendown HQ, Staunton Lane,
Whitchurch, Bristol, BS14 0QL
info@greendownshepherdhuts.co.uk

Greendown.
SHEPHERD HUTS